

Yes! I agree that the work of the Coalition on Abortion/Breast Cancer is critical! Enclosed is my donation.

I will make a secure PayPal donation at [www.AbortionBreastCancer.com](http://www.AbortionBreastCancer.com) or ...

I authorize a \_\_\_ monthly \_\_\_ one time donation on my credit card of \$\_\_\_\_\_.

Type of Card:  Visa  Discover  Mastercard  American Express

Donation:  \$500  \$250  \$100  \$50  \$25  Other \$\_\_\_\_\_

Credit Card # \_\_\_\_\_ Expiration Date \_\_\_\_\_ Security Code \_\_\_\_\_

Name \_\_\_\_\_  
(please print)

Address \_\_\_\_\_

City \_\_\_\_\_ State \_\_\_\_\_

Zip code of billing address for credit card \_\_\_\_\_ Phone \_\_\_\_\_

Signature \_\_\_\_\_

## Coalition on Abortion/Breast Cancer

AN INTERNATIONAL WOMEN'S ORGANIZATION










P.O. Box 957133, HOFFMAN ESTATES, IL 60195

Call Toll-free 1-877-803-0102

[www.AbortionBreastCancer.com](http://www.AbortionBreastCancer.com)

E-mail: [response@abortionbreastcancer.com](mailto:response@abortionbreastcancer.com)

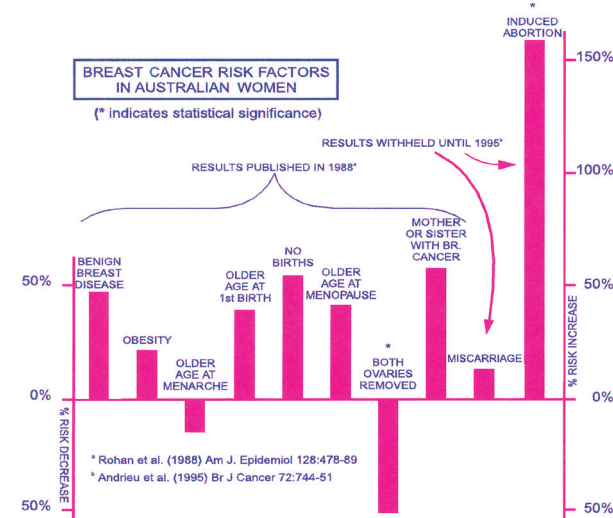
## Are You At Risk?

-  Never having given birth or not giving birth until after age 30? (The best way to reduce risk is to have more children, starting before age 24, and to breastfeed them longer.)
-  A pregnancy, especially a first pregnancy, which resulted in either a premature birth before 32 weeks of pregnancy, an abortion, or a second trimester miscarriage?
-  Prolonged use of hormonal contraceptives, especially before a first full term pregnancy or after an abortion?
-  Family history of breast cancer in first degree relative (mother, daughter or sister)? Risk is greater if relatives had cancer in both breasts and if it occurred before menopause.
-  Personal history of breast, ovarian or uterine cancer?
-  Age: The majority of all breast cancer cases are in women over 50.
-  Early onset of menstrual periods (before age 12) or late onset of menopause (after age 55)?
-  At least 5 years of combined hormone replacement therapy?
-  Obesity or chronic alcohol use?

The Institute of Medicine lists abortion as a risk factor for premature birth. (a) Early premature birth (before 32 weeks gestation), in turn, increases the mother's breast cancer risk. (b, c, d, e) Babies that are born prematurely before 37 weeks gestation are at greater risk for cerebral palsy and neonatal deaths. (f)

- a. *Preterm birth: Causes, Consequences and Prevention.* Committee on Understanding Premature Birth and Assuring Healthy Outcomes. Institute of Medicine. Appendix B, Table 5.
- b. *Melbye M, et al.* British Journal of Cancer 1999;80:609-13.
- c. *Innes K, Byers T.* International Journal of Cancer 2004;112:306-311.
- d. *Vatten LJ, et al.* British Journal of Cancer 2002;87:289-90.
- e. *Hsieh C-c, et al.* Lancet 1999;353-1239.
- f. *Rooney B, Calhoun B.* Journal of American Physicians and Surgeons 2003;8:46-49.

[www.AbortionBreastCancer.com](http://www.AbortionBreastCancer.com)



This 1988 study shows the reluctance of researchers to publish data showing the abortion/breast cancer link. Abortion data (see two rightmost bars) were withheld for seven years. Note that miscarriage has no significant effect on risks; whereas, induced abortion does significantly increase a woman's breast cancer risk.

a. Thomas E. Rohan et al, "A Population-Based Case-Control Study of Diet and Breast Cancer in Australia," *American Journal of Epidemiology* (1988), Vol. 128, pp. 478-489. b. Nadine Andrieu et al, "Familial Risk, Abortion and Their Interactive Effect on the Risk of Breast Cancer, a combined analysis of six case-control studies", *British Journal of Cancer* (1995), Vol. 72, pp. 744-751.

*The Coalition on Abortion/Breast Cancer is a women's organization founded to protect the health and save the lives of women by educating and providing information on abortion as a risk factor for breast cancer.*

### ADDITIONAL COPIES

- 10 - 28¢ ea.
- 25 - 26¢ ea.
- 50 - 25¢ ea.
- 100 - 23¢ ea.
- 250 - 20¢ ea.
- 500 - 18¢ ea.
- 1000 - 17¢ ea.

Please include shipping fee:  
Orders of 100 brochures or less add \$7.00  
Orders of 101-1000 brochures add \$12.00

Prices subject to change  
Revised June 2010

# Why Aren't Women Being Told?

*the most preventable cause of breast cancer*



A  
B  
C

Breast cancer rates climbed sharply during the last four decades, despite billions of dollars raised for the breast cancer crusade. For the average U.S. woman, lifetime risk of developing the disease has climbed from 1 in 12 women in 1970 to 1 in 8 women in 2010. **The incidence of ductal carcinoma in situ in women under age 50 has increased nearly 400% since 1975**, but the breast cancer death rate has declined over 50% since 1975 among these same women. In 2009, cancer experts expected 254,650 cases of invasive and in situ breast cancer and 40,170 deaths among American women. With over a quarter of a million new cases of breast cancer in 2009, shouldn't cancer groups teach women how to prevent breast cancer and how their breast lobules become mature and cancer-resistant?

*Women have been kept in the dark about extensive research dating from 1957\* that links abortion with breast cancer. **Not all breast cancer patients have had an abortion, but women have the right to know that abortion is the most preventable cause of the disease.***

Choosing between abortion and childbirth influences your breast cancer risk. Cancer groups agree your risk increases if you: 1) Have few or no children; 2) Delay your first full term pregnancy until age 24 or older; or 3) Do little or no breastfeeding. *Therefore, it is undeniable that abortion contributes to our nation's surging breast cancer rates in this way.*

Childbearing dramatically reduces breast cancer risk. After reviewing 47 studies conducted in 30 countries, Oxford scientists concluded that increased childbearing and increased duration of breastfeeding would reduce breast cancer rates in developed nations by over 50%. [*Lancet* 2002;360:187-195]

**Only a full term pregnancy matures a woman's immature, cancer-susceptible breast tissue into cancer-resistant tissue.** [*Neville & Daniel (ed) The Mammary Gland, Plenum, NY 1987:67-93*]

Abortion causes women to lose an important opportunity to acquire cancer-resistant tissue. **For this reason, your breast cancer risk will be higher if you abort your pregnancy than if you have a baby.** Additionally, eight medical groups agree that an abortion will further increase your risk by leaving your breasts with more places for cancer to start.

Many physicians aren't aware of the connection between abortion and breast cancer or are reluctant to acknowledge the overwhelming evidence (perhaps because of the risk of massive medical malpractice lawsuits). *However, you are responsible for your own health care.* It's important for you to fully disclose your own health history and to discuss the connection with your doctor.

**\*For a list of authoritative studies and medical organizations whose experts recognize the link between abortion and breast cancer, visit our website at: [www.AbortionBreastCancer.com](http://www.AbortionBreastCancer.com).**

## The Estrogen Factor

### **Why induced abortions raise breast cancer risk**

Estrogen is a hormone made by your ovaries, but scientists also consider it a carcinogen, an agent that causes cancer. Overexposure to estrogen is connected with the development of most breast cancers. *The World Health Organization listed combined oral contraceptives ("the pill") and combined hormone replacement therapy as "Group 1 carcinogens" in 2005. Both contain steroidal hormones, estrogen plus progesterin.* These facts provide further evidence that abortion raises breast cancer risk. The biological basis for all three risks is the same.

Breast tissue is made of lobules. A lobule is a unit of breast tissue that contains a milk duct and some milk producing glands. At puberty, estrogen levels rise and cause the breast tissue to develop into a system of immature, cancer-vulnerable Type 1 and 2 lobules. About 85% of all breast cancers are invasive ductal cancers that form in Type 1 lobules; and about 15% of all breast cancers are lobular cancers that arise in Type 2 lobules.

During a normal pregnancy, your breasts grow because pregnancy hormones (mostly estrogen) stimulate your lobules to multiply. *Therefore, you grow more cancer-susceptible Type 1 and 2 lobules (more places for cancers to start) during the first months of pregnancy.* Your ovaries begin producing extra estrogen within a few days after conception. By the end of the first trimester, the level of estrogen in your blood has increased by 2000% - to a level more than six times higher than it ever gets in the non-pregnant state.

During the last months of pregnancy, another process called "differentiation" protects you from the harmful effects of estrogen. The unborn child produces hormones that mature most of your lobules into cancer-resistant Type 4 lobules. **Breast cells do not become cancer-resistant until they lactate. By the end of a full term pregnancy, 85% of your lobules will be fully cancer-resistant Type 4 lobules; and you will have more cancer-resistant lobules than before your pregnancy began.**

That explains why a full term pregnancy, especially starting early before age 24, is known to significantly reduce the risk of breast cancer later in life. **But if you have an abortion, a premature birth before 32 weeks of pregnancy, or a second trimester miscarriage, you will be left with more places for cancers to start in your breasts than before your pregnancy began.** Your breasts will have already started to grow more cancer-susceptible Type 1 and 2 lobules, where most breast cancers are known to arise.

By contrast, most first trimester miscarriages are abnormal pregnancies that don't raise breast cancer risk. Inadequate levels of pregnancy hormones that cause a miscarriage do not stimulate breast growth. The breasts are left unchanged.

## Scientific Studies

✓ **National Cancer Institute branch chief Louise Brinton admitted that abortion raises breast cancer risk.** She co-authored a 2009 study led by Jessica Dolle, which reported a statistically significant 40% increased breast cancer risk for women with abortions. They said **unequivocally**, "Specifically, older age, family history of breast cancer, earlier menarche age, induced abortion, and oral contraceptive use were associated with an increased risk for breast cancer. Risk was decreased in relation to greater number of births and younger age at first birth." *Dolle J et al. Cancer Epidemiology Biomarkers & Prevention* 2009;18(4):1157-1166. See: [http://www.abortionbreastcancer.com/download/Abortion\\_Breast\\_Cancer\\_Epid\\_Bio\\_Prev\\_2009.pdf](http://www.abortionbreastcancer.com/download/Abortion_Breast_Cancer_Epid_Bio_Prev_2009.pdf)

✓ **Oral contraceptives ("the pill") can specifically cause the particularly aggressive and deadly triple-negative breast cancer.** This form of breast cancer occurs frequently among women under age 50 and African Americans and is associated with high mortality. In their 2009 study on oral contraceptives ("the pill") and triple-negative breast cancer, Jessica Dolle and her colleagues, including National Cancer Institute branch chief Louise Brinton, reported that women who start using oral contraceptives before age 18 multiply their risk of developing triple-negative breast cancer by 3.7 times and recent users within the last 1 to 5 years multiply their risk of developing triple-negative breast cancer by 4.2 times. *Dolle J et al. Cancer Epidemiology Biomarkers & Prevention* 2009;18(4):1157-1166. See: [http://www.abortionbreastcancer.com/download/Abortion\\_Breast\\_Cancer\\_Epid\\_Bio\\_Prev\\_2009.pdf](http://www.abortionbreastcancer.com/download/Abortion_Breast_Cancer_Epid_Bio_Prev_2009.pdf)

✓ **"Induced abortion is a recognized cause of premature birth often due to cervical incompetence, uterine infection, and scarring post-abortion.** The cervix is the mouth of the uterus, and its muscle tightly holds the fetus and placenta inside during pregnancy. If the cervix is damaged during forced dilatation during an abortion, the situation becomes a vicious cycle in which induced abortion is a cause of prematurity, and prematurity more than doubles breast-cancer risk if it is before 32 weeks. **The greater the number of previous abortions a woman has, the higher her risk of premature births in future pregnancies.**" *Lanfranchi A. The Linacre Quarterly* 2009;76:236-249. See: [http://www.abortionbreastcancer.com/download/LQ\\_76\\_3\\_2\\_Lanfranchi.pdf](http://www.abortionbreastcancer.com/download/LQ_76_3_2_Lanfranchi.pdf)

✓ **A study of 8 European countries in 2007 found that abortion is the "best predictor" of breast cancer trends.** The author proved he could successfully predict future breast cancer rates for England and Wales for the years 2003 and 2004 with nearly 100% accuracy by primarily using abortion rates (and secondarily, fertility rates) in his mathematical model. *Patrick Carroll. Journal of American Physicians and Surgeons* 2007;12:72-78. See: <http://www.jpands.org/vol12no3/carroll.pdf>

✓ **In 2009, a study conducted in Turkey reported a statistically significant 66% increase in breast cancer risk for women with abortions.** They concluded, "Similar to our findings, the majority of the studies reported that induced abortion was associated with increased breast cancer risk." *Ozmen V, et al. World Journal of Surgical Oncology* 2009;7:37.

✓ **A study conducted in Northeast China in 2009 reported a statistically significant increase in breast cancer risk of 17% for women with abortions.** *Xing P, et al. A case-control study of reproductive factors associated with subtypes of breast cancer in Northeast China. Humana Press, e-publication online, September 2009.*

✓ **Dr. Lynn Rosenberg, testifying on behalf of abortion providers represented by the Center for Reproductive Law and Policy, admits that a 15-year-old girl who aborts her first pregnancy is more likely to get breast cancer later on, than a 15-year-old girl who carries her first pregnancy to term.** *Rosenberg (1999) NW FL Women's Health vs. State of FL, FL Circuit Ct., 2nd circ., videotape deposition of 11/18/99, pp. 77-78*

✓ **"This situation is akin to the early studies that indicated that cigarette smoking was linked to heart disease and lung cancer in the 1950's and 1960's, but that those medical establishments initially denied.... We are at a similar crossroads for women and induced abortion today...."** *Elizabeth Shadigian, MD, University of Michigan, testified that experts have sufficient evidence to identify breast cancer as a long-term health consequence of abortion. South Dakota Task Force to Study Abortion, 9/21/05*

✓ **"The unwillingness of scientists to speak out against the shoddy research that is being advanced by those who deny the abortion-breast cancer link is a very serious breach....When the public learns that a causal link between abortion and breast cancer has been downplayed by the scientific community – for reasons that are ideological rather than factual – the feeling of betrayal will be strong."** *Furton E. Ethics & Medics* 2004;29:1-2

✓ **Two American and two Australian women have won medical malpractice lawsuits against abortion doctors who didn't warn them about the risks of breast cancer and emotional harm.** *Schlaflly A. Jnl Am Phys Surgeons* 2005;10:11-14. See also: <http://www.abortionbreastcancer.com/Schlaflly0510.pdf>

✓ **A woman who is pregnant when diagnosed with breast cancer or who gets pregnant after breast cancer is much more likely to be cured if she carries the baby to term instead of choosing an abortion.** *Clark & Chua, Clin Oncol* 1989;1:11-18

✓ **Breast cancer rates climbed more than 40% between 1987 and 1998. The increase was limited to women young enough (i.e. under age 40) to have had legal abortions starting in 1973 when abortion became legally accessible.** "Report to the nation on the status of cancer," *Jnl of Nail Cancer Inst* (2001) Vol. 93, No. 11, p. 824-42, figure 3